

PE364T-60-2

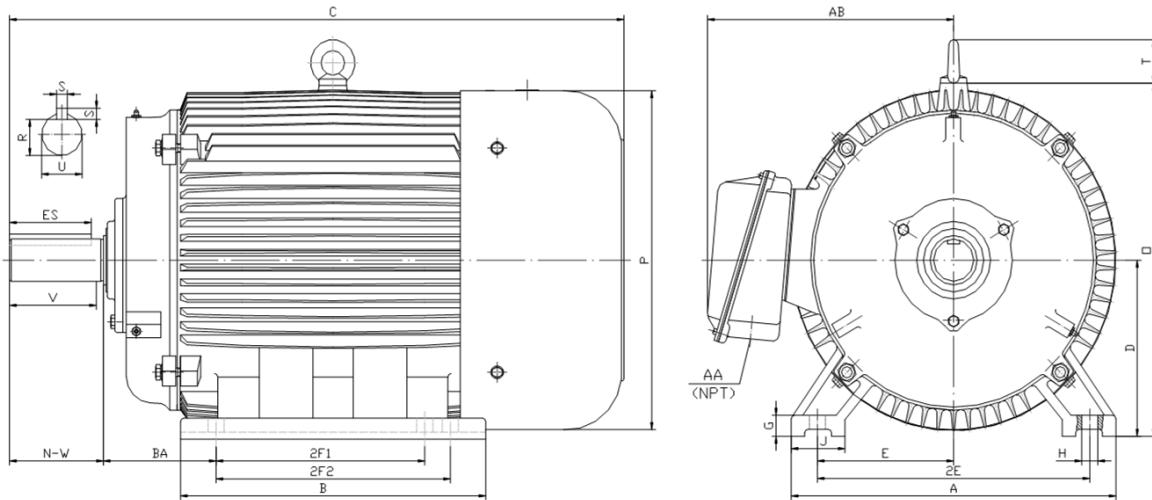
GENERAL PURPOSE ELECTRIC MOTOR

NEMA PREMIUM EFFICIENCY

TOTALLY ENCLOSED FAN COOLED

INVERTER DUTY 10:1 CT; 20:1 VT - NEMA MG1 PART 31

Factory Certified for T2B Class I, Division II, Groups A,B,C & D and Class II, Division II, Groups F & G



DIMENSIONS

HP	RPM	Frame	MOUNTING														
			A	B	C	D	G	H	J	E	2E	2F1	2F2	O	P	T	BA
60	3600	364T	17.10	15.40	32.50	9.00	1.10	0.66	2.95	7.00	14.00	11.25	0.00	18.50	18.40	2.60	5.88

Shaft Extension, Key Set						Conduit Box		Bearings		Mount
U	V	R	S	ES	N-W	AA	AB	DE	ODE	
2.375	5.62	2.021	0.625	4.28	5.88	3.00	15.00	6313	6313	F1

BEARING LUBRICATION: The bearings come lubricated with Mobil Polyrex EM Polyurea Grease. It is recommended that you add some additional lubrication when the motor is installed.

Three options (brands) for suitable lubrication include, but are not limited to, the following:

- 1.) Mobil Polyrex EM
- 2.) Citco Polyurea MP
- 3.) Conoco Phillips Polytac EP



Electrical Helper

"Practical Straight Forward Electric Wiring Solutions Since 1928."

For Fast & Friendly Assistance Call Us
888-226-4917
Hours 8:00AM-5:00PM CST



PE364T-60-2

GENERAL PURPOSE ELECTRIC MOTOR

NEMA PREMIUM EFFICIENCY

TOTALLY ENCLOSED FAN COOLED

INVERTER DUTY 10:1 CT; 20:1 VT - NEMA MG1 PART 31



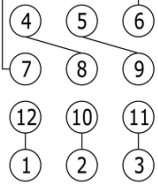



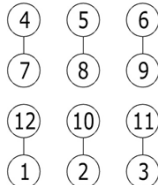
Factory Certified for T2B Class I, Division II, Groups A,B,C & D and Class II, Division II, Groups F & G

PERFORMANCE DATA

HP	RPM	Frame	Voltage	Frequency (Hz)	Full Load S.F.	Insulation Class	NEMA Design	Slip (%)	NEMA Code	Enclosure Type	IP Rating	Max. Ambient
60	3565	364T	208-230/460	60	1.15	F	B	1.0	G	TEFC	55	40° C

Amps (460V)		Efficiency (%)				Power Factor			Torque (ft-lb)			DE Bearing	ODE Bearing	Connection	Weight (lbs.)
FLA	LRA	100%	75%	50%	Min.	100%	75%	50%	FLT	LRT %	BDT %				
66.0	435	93.6	93.0	92.4	92.4	0.920	0.900	0.850	88.6	140	255	6313	6313	12 Lead 2Δ/Δ	704

NAME PLATE

 North American Electric, Inc.													CONNECTION DIAGRAMS 208-230V 		
INVERTER DUTY 20:1 VT; 10:1 CT															
CAT NO: PE364T-60-2			FRAME 364T			PHASE 3									
HZ 60	S.F. 1.15	HZ 50	S.F. 1.0	ENCL TEFC	IP 55										
HP 60	RPM 3565	HP 60	RPM 2960	DUTY CONT	DES B										
VOLTS 208-230/460			VOLTS 190/380			AMB 40° C			INS F						
FLA 146 - 132 / 66	FLA 160/80			DE BEARING 6313											
CODE G	P.F. 0.92	CODE D	P.F. 0.93	ODE BEARING 6313											
EFF 93.6	MIN 92.4	EFF 91.7	MIN 90.2	LUB: Mobil Polyrex EM											
MOTOR WEIGHT 704 LBS		CONNECTION 12 Lead 2Δ/Δ			SER NO										
General purpose use on industrial machinery installed in damp, dusty or dirty environments. Hernando, Mississippi										   CC 082A					
										460V 					

APPLICATIONS:

General purpose use on pumps, fans, blowers, compressors, conveyors, material handling and other industrial machinery installed in damp, dusty or dirty environments.



Electrical Helper

"Practical Straight Forward Electric Wiring Solutions Since 1928."

For Fast & Friendly Assistance Call Us
888-226-4917

Hours 8:00AM-5:00PM CST