

PE326T-50-4

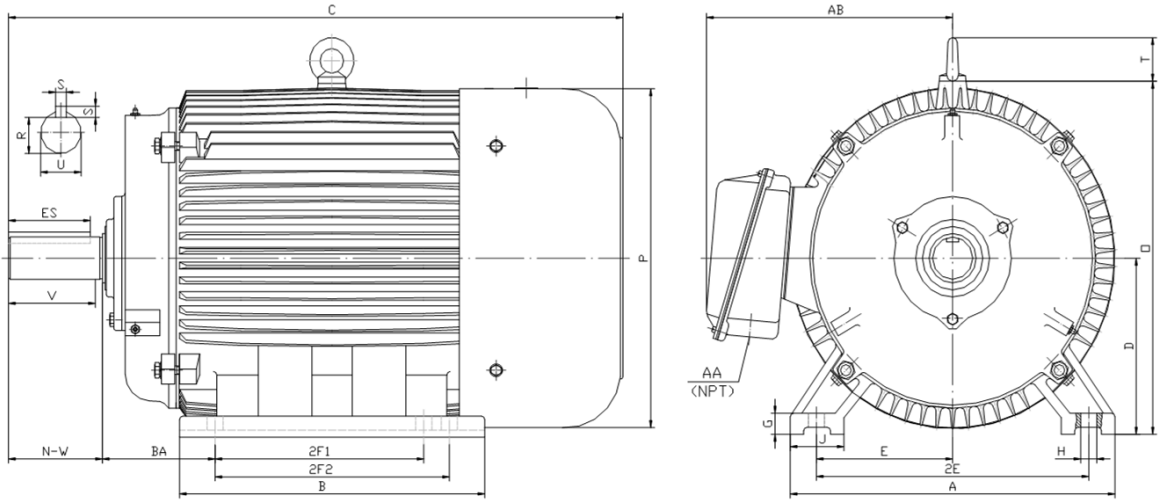
GENERAL PURPOSE ELECTRIC MOTOR

NEMA PREMIUM EFFICIENCY

TOTALLY ENCLOSED FAN COOLED

INVERTER DUTY 10:1 CT; 20:1 VT - NEMA MG1 PART 31

Factory Certified for T2B Class I, Division II, Groups A,B,C & D and Class II, Division II, Groups F & G



DIMENSIONS

HP	RPM	Frame	MOUNTING														
			A	B	C	D	G	H	J	E	2E	2F1	2F2	O	P	T	BA
50	1800	326T	15.50	14.70	31.30	8.00	1.00	0.66	2.75	6.25	12.50	10.50	12.00	15.90	15.70	2.60	5.25

Shaft Extension, Key Set						Conduit Box		Bearings		Mount
U	V	R	S	ES	N-W	AA	AB	DE	ODE	
2.125	5.00	1.845	0.500	3.91	5.25	2.00	12.30	6312	6312	F1

BEARING LUBRICATION: The bearings come lubricated with Mobil Polyrex EM Polyurea Grease. It is recommended that you add some additional lubrication when the motor is installed.

Three options (brands) for suitable lubrication include, but are not limited to, the following:

- 1.) Mobil Polyrex EM
- 2.) Citco Polyurea MP
- 3.) Conoco Phillips Polytac EP



Electrical Helper

"Practical Straight Forward Electric Wiring Solutions Since 1928."

For Fast & Friendly Assistance Call Us
888-226-4917
Hours 8:00AM-5:00PM CST



PE326T-50-4

GENERAL PURPOSE ELECTRIC MOTOR

NEMA PREMIUM EFFICIENCY

TOTALLY ENCLOSED FAN COOLED

INVERTER DUTY 10:1 CT; 20:1 VT - NEMA MG1 PART 31



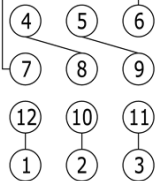
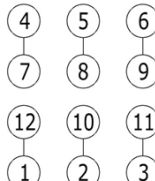



Factory Certified for T2B Class I, Division II, Groups A,B,C & D and Class II, Division II, Groups F & G

PERFORMANCE DATA

HP	RPM	Frame	Voltage	Frequency (Hz)	Full Load S.F.	Insulation Class	NEMA Design	Slip (%)	NEMA Code	Enclosure Type	IP Rating	Max. Ambient
50	1780	326T	208-230/460	60	1.15	F	B	1.1	G	TEFC	55	40° C

Amps (460V)		Efficiency (%)				Power Factor			Torque (ft-lb)			DE Bearing	ODE Bearing	Connection	Weight (lbs.)
FLA	LRA	100%	75%	50%	Min.	100%	75%	50%	FLT	LRT %	BDT %				
60.0	362	94.5	94.5	94.6	93.6	0.830	0.790	0.700	148.4	160	255	6312	6312	12 Lead 2Δ/Δ	594

NAME PLATE

 North American Electric, Inc.													CONNECTION DIAGRAMS 208-230V 				
INVERTER DUTY 20:1 VT; 10:1 CT																	
CAT NO:		PE326T-50-4				FRAME		326T		PHASE		3		460V 			
HZ	60	S.F.	1.15	HZ	50	S.F.	1.0	ENCL	TEFC	IP	55						
HP	50	RPM	1780	HP	50	RPM	1475	DUTY	CONT	DES	B						
VOLTS		208-230/460				VOLTS		190/380		AMB		40° C		INS		F	
FLA	132.7 - 120 / 60		FLA		143/71.5		DE BEARING		6312								
CODE	G	P.F.	0.83	CODE	D	P.F.	0.85	ODE BEARING		6312							
EFF	94.5	MIN	93.6	EFF	93	MIN	91.7	LUB:		Mobil Polyrex EM							
MOTOR WEIGHT		594 LBS		CONNECTION		12 Lead 2Δ/Δ		SER NO									
General purpose use on industrial machinery installed in damp, dusty or dirty environments. Hernando, Mississippi																CC 082A	

APPLICATIONS:

General purpose use on pumps, fans, blowers, compressors, conveyors, material handling and other industrial machinery installed in damp, dusty or dirty environments.



Electrical Helper

“Practical Straight Forward Electric Wiring Solutions Since 1928.”

For Fast & Friendly Assistance Call Us
888-226-4917

Hours 8:00AM-5:00PM CST