



**PE182T-3-4**

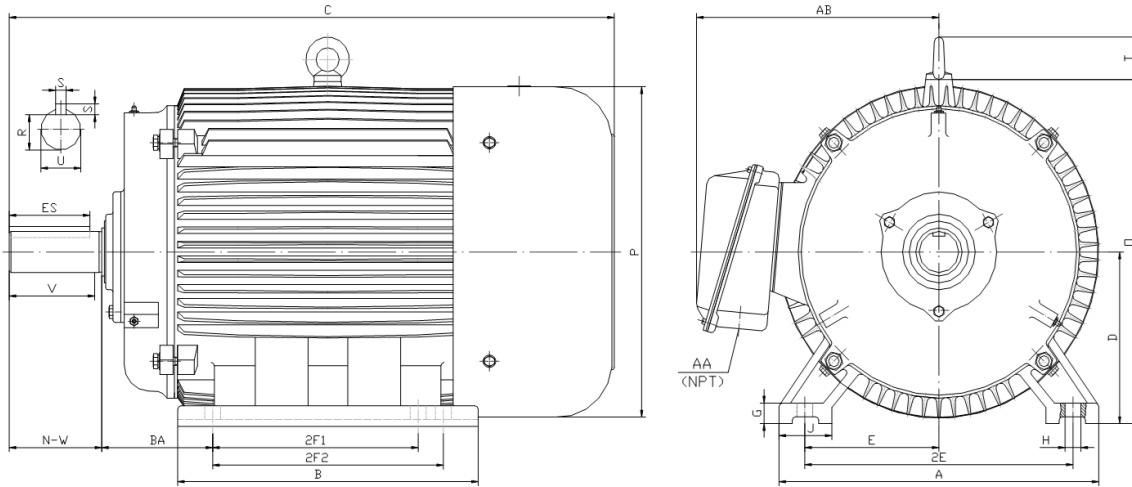
GENERAL PURPOSE ELECTRIC MOTOR

NEMA PREMIUM EFFICIENCY

TOTALLY ENCLOSED FAN COOLED

INVERTER DUTY 10:1 CT; 20:1 VT - NEMA MG1 PART 31

Factory Certified for T2B Class I, Division II, Groups A,B,C & D and Class II, Division II, Groups F & G



**DIMENSIONS**

HP	RPM	Frame	MOUNTING														
			A	B	C	D	G	H	J	E	2E	2F1	2F2	O	P	T	BA
3	1800	182T	9.50	7.30	16.10	4.50	0.60	0.41	2.00	3.75	7.50	4.50	5.50	9.10	8.70	1.60	2.75

Shaft Extension, Key Set						Conduit Box		Bearings		Mount
U	V	R	S	ES	N-W	AA	AB	DE	ODE	
1.125	2.50	0.986	0.250	1.78	2.75	0.75	7.50	6306-ZZ	6306-ZZ	F1

**BEARING LUBRICATION:** The bearings come lubricated with Mobil Polyrex EM Polyurea Grease.



**ElectricalHelper.org**

For All Your Electric Needs Since 1928  
411 N Platte Ave. York, NE. 68467

**AC-DC MOTORS :: SALES & SERVICE**  
**REWINDING :: CUSTOM CONTROL PANEL**

**Kelly MacMillan**  
Office PH: 888.226.4917 Ext. 102  
Fax: 888.226.4917  
Cell: 402.679.1579  
E-Mail: [kelly@electricalhelper.com](mailto:kelly@electricalhelper.com)



## PE182T-3-4

**GENERAL PURPOSE ELECTRIC MOTOR  
NEMA PREMIUM EFFICIENCY  
TOTALLY ENCLOSED FAN COOLED**

**INVERTER DUTY 10:1 CT; 20:1 VT - NEMA MG1 PART 31**



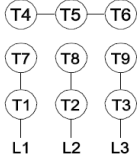
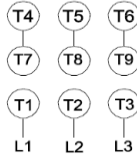



Factory Certified for T2B Class I, Division II, Groups A,B,C & D and Class II, Division II, Groups F & G

### PERFORMANCE DATA

HP	RPM	Frame	Voltage	Frequency (Hz)	Full Load S.F.	Insulation Class	NEMA Design	Slip (%)	NEMA Code	Enclosure Type	IP Rating	Max. Ambient
3	1760	182T	208-230/460	60	1.15	F	B	2.2	K	TEFC	55	40° C

Amps (460V)		Efficiency (%)				Power Factor			Torque (ft-lb)			DE Bearing	ODE Bearing	Connection	Weight (lbs.)
FLA	LRA	100%	75%	50%	Min.	100%	75%	50%	FLT	LRT %	BDT %				
3.8	32	89.5	89.1	87.6	87.5	0.770	0.700	0.580	9.0	215	300	6306-ZZ	6306-ZZ	9 Lead 2Y/Y	90

### NAME PLATE

 <b>North American Electric, Inc.</b>															<b>CONNECTION DIAGRAMS</b>  <b>208-230V</b> 		
<b>INVERTER DUTY 20:1 VT; 10:1 CT</b>																	
CAT NO: PE182T-3-4			FRAME 182T				PHASE 3										
HZ 60	S.F. 1.15	HZ 50	S.F. 1.0	ENCL TEFC	IP 55												
HP 3	RPM 1760	HP 3	RPM 1450	DUTY CONT	DES B												
VOLTS 208-230/460		VOLTS 190/380		AMB 40° C	INS F												
FLA 8.2 - 7.6 / 3.8	FLA 9.8/4.9		DE BEARING 6306-ZZ														
CODE K	P.F. 0.77	CODE H	P.F. 0.80	ODE BEARING 6306-ZZ													
EFF 89.5	MIN 87.5	EFF 87	MIN 85	LUB: Mobil Polyrex EM													
MOTOR WEIGHT 90 LBS		CONNECTION 9 Lead 2Y/Y			SER NO						<b>460V</b> 						
General purpose use on industrial machinery installed in damp, dusty or dirty environments.																CC 082A	

### APPLICATIONS:

General purpose use on pumps, fans, blowers, compressors, conveyors, material handling and other industrial machinery installed in damp, dusty or dirty environments.



**ElectricalHelper.org**

For All Your Electric Needs Since 1928  
411 N Platte Ave. York, NE. 68467

**AC-DC MOTORS :: SALES & SERVICE  
REWINDING :: CUSTOM CONTROL PANEL**

**Kelly MacMillan**

**Office PH: 888.226.4917 Ext. 102**

**Fax: 888.226.4917**

**Cell: 402.679.1579**

**E-Mail: [kelly@electricalhelper.com](mailto:kelly@electricalhelper.com)**